



Data Visualization Platform

Competitive Advantage Through Business Intelligence

Data Visualization Platform

DISPLAY OVERALL EQUIPMENT EFFECTIVENESS (OEE)

- Estimated Production Availability Vs Actual Availability Graph
- Graphs for Down Times
- Estimated Production vs Actual Production Graph
- Speed Losses Graph
- Actual Production vs Quality Production Graph
- Rejection Graph
- QR Code in a Machine

QR BASED MACHINE SPECIFICATIONS IDENTIFYING SYSTEM

We planned to implement a QR code base, Machine Specifications identification system. Each machine could have QR code and when the user scan that code, the user can identify the specifications of each machine in detail.



- Home
- Performance
- Rejections
- Update Available Times
- Update Down Times
- QR Scan

- User Profile
- About us
- Contact us

Sign Out

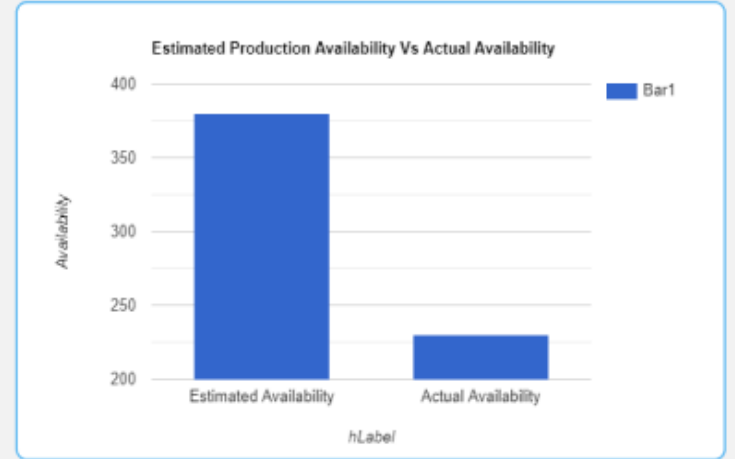
Please focus camera to QR code

SCAN QR

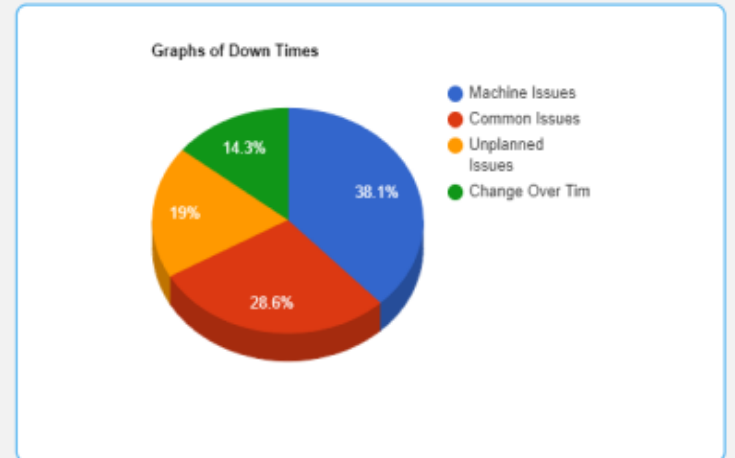


Production State - This Month

Estimated Production Availability & Actual Availability



Down Time



Down time update

PVC change time ▼ 9:00AM - 9:30AM 📅 ADD

This Week

Today				
PVC change time	9:00AM - 9:30AM	📅	0:30:00	⋮
ALU change time	9:30AM - 9:45AM	📅	0:15:00	⋮

Last Week

Fri, Dec 18				
PVC change time	9:00AM - 9:30AM	📅	0:30:00	⋮
ALU change time	9:30AM - 9:45AM	📅	0:15:00	⋮

Thu, Dec 17				
PVC change time	9:00AM - 9:30AM	📅	0:30:00	⋮
ALU change time	9:30AM - 9:45AM	📅	0:15:00	⋮

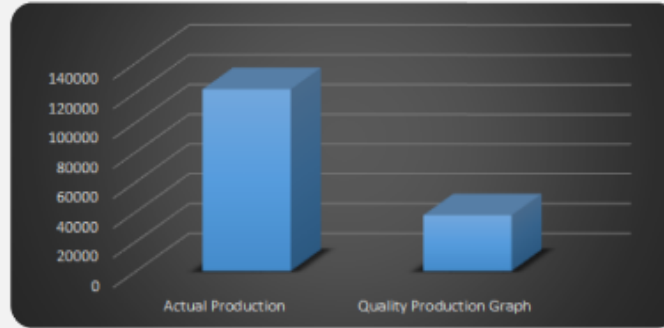
Wed, Dec 16				
PVC change time	9:00AM - 9:30AM	📅	0:30:00	⋮
ALU change time	9:30AM - 9:45AM	📅	0:15:00	⋮

Tue, Dec 15				
PVC change time	9:00AM - 9:30AM	📅	0:30:00	⋮
ALU change time	9:30AM - 9:45AM	📅	0:15:00	⋮

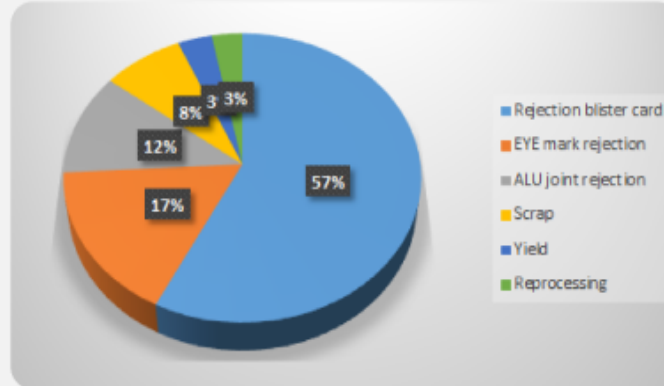
Mon, Dec 14				
PVC change time	9:00AM - 9:30AM	📅	0:30:00	⋮
ALU change time	9:30AM - 9:45AM	📅	0:15:00	⋮

Product Quality

Actual Production vs Quality Production Graph



Rejection Graph



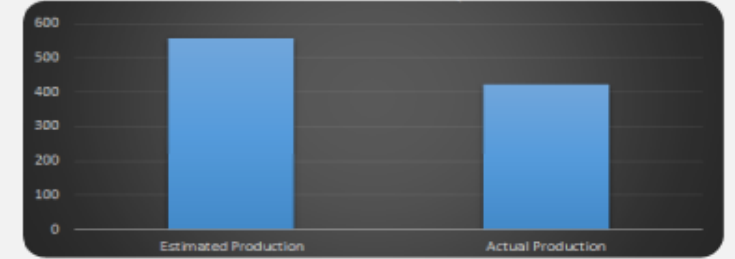
Rejections

Rejection blister card	- 1420
EYE mark rejection	- 415
ALU joint rejection	- 285
Scrap	- 198
Yield	- 84
Reprocessing	- 75

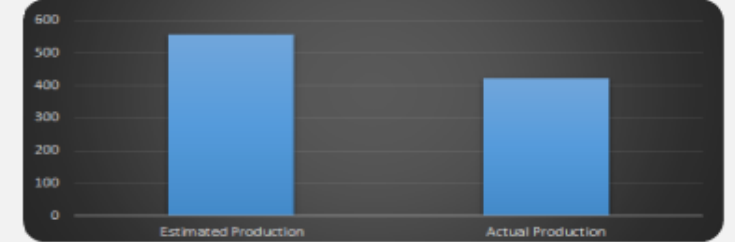
Change

Performance

Estimated Production vs Actual Production Graph



Speed Losses Graph



Machine Specifications

Max Speed	- 200 rpm
Discharge point	- 3

Change

Tablet Specifications

Product	- Paracetamol
Product Specifications	- Paracetamol
Rated Speed	- 180 rpm

Change

Daily Inputs

Product	- Paracetamol
Actual Speed	- 150 rpm
Speed losses	- 30 rpm
Minor stops	- --
Ramp ups	- --
Ramp downs	- --

Change